



RANGER BRAKE









110 INDUSTRIAL PARK RD. ALEXANDRIA, TN 37012 WWW.RANGEBRAKE.NET


PHONE: 615-536-5020 FAX: 615-536-5023 MARK@RANGEBRAKE.NET



2016 CATALOG OFFERING


Ranger #	BENDIX	SPRING BRAKES		
BTS-3030		Type 3030 OEM Sealed spring brake	MADE IN USA	
BTS-2024		Type 2024 OEM Sealed spring brake		
BTS-2424		Type 2424 OEM Sealed spring brake		
BTS-2424LS		Type 2424 OEM Sealed Long Stroke spring brake		
BTS-2424ELS		Type 2424 OEM Sealed Long Stroke spring brake (3 INCH STROKE)		
BTS-2430		Type 2430 OEM Sealed spring brake		
BTS-2430LS		Type 2430 OEM Sealed Long Stroke spring brake		
BTS-3030LS		Type 3030 OEM Sealed Long stroke spring brake		
BTS3030LS-15		Type 3030 Longstroke with 15" Rod		
BTS-3030XLS		Type 3030 Long Stroke with Long Shaft		
BTS-3030X		3030 Intraxx 13" Rod		
BTS3030-15		3030 Vantraxx 15" Rod		
BTS-3036		Type 3036 OEM Sealed spring brake		
BTS-3036LS		Type 3036 OEM Sealed spring brake LONGSTROKE 3"		
BTS-3636		Type 3636 OEM Sealed Spring Brake		
BTS-3030-4.5 BC		3030 Sealed w/ 4.5 rod/Dust Boot/Clevis (Mack)		
				MADE IN USA
Ranger #	OEM #	PIGGYBACKS		
BPS-3030		Type 3030 piggyback		
BPS-3030K		Type 3030 piggyback kit w/ 1 diaphragm, 2 clamps, and installation hardware		
BPS-3030KLS		Type 3030 Long stroke kit		
BPS-2024		Type 2024 Piggyback		
BPS-3036		Type 3036 Piggyback		
BPS-3036KLS		Type 3036 Piggyback LONGSTROKE 3"		
BPS-3636		Type 3636 Piggyback		
Ranger #	OEM #	SERVICE CHAMBERS		
BSC-36		Type 36 Service Chamber		
BSC-30LS		TYPE 30 Service Chamber (LONG STROKE)		
				
BSC-30		Type 30 Service Chamber		
BSC-24		Type 24 Service chamber		
BSC-24LS		Type 24 Service chamber (LONG STROKE)		
BSC-20		Type 20 Service chamber		
BSC-20LS		Type 20 Service chamber (LONG STROKE)		
BSC-16		Type 16 Service Chamber		
BSC-12		Type 12 Service Chamber		
BSC-09		Type 9 Service Chamber		


PARTS LISTED IN OUR CATALOG ARE NOT NECESSARILY OEM PARTS. ANY REFERENCE TO TRADEMARKS OR PART NUMBERS ARE FOR CROSS REFERENCE OR INFORMATIONAL PURPOSES ONLY.

Ranger #	OEM #	DIAPHRAGMS		
RB-D-36		Type 36 diaphragm		
RB-D-30		Type 30 diaphragm		
RB-D-303		Type 30 Long Stroke diaphragm (3")		
RB-D-24		Type 24 diaphragm		
RB-D-243		Type 24 Long Stroke diaphragm		
RB-D-20		Type 20 diaphragm		
RB-D-16		Type 16 diaphragm		
RB-D-12		Type 12 diaphragm		
RB-D-9		Type 9 diaphragm		
Ranger #	OEM #	BRAKE CHAMBER COMPONENTS		
RB-30DB		Dust Boot		
RB006		Type 30 return spring		
RB30PS		Type 30 Power spring		
RB009		Carriage bolt&nut 3/8"-16 (Attaches Clamps to Chamber)		
RB010		Jam Nut 5/8"-18 (Attaches end of push rod for clevis mount)		
RB-30DC		Dust Caps (Black cap that attaches to bottom of chamber)		
RB008		T-Bolt Assembly set (1-Washer, T-bolt, T-bolt nut)		
RB-9PR		T-9 PUSH ROD		
RB-12PR		T-12 PUSH ROD		
RB-16PR		T-16 PUSH ROD		
RB-20PR		T-20 PUSH ROD		
RB034		T-30 PUSH ROD		
RB033		T-24 PUSH ROD		
RB-36PR		T-36 PUSH ROD		
RB-9NPH		T-9 NON PRESSURE "STUD" HOUSING		
RB-12NPH		T-12 NON PRESSURE "STUD" HOUSING		
RB-16NPH		T-16 NON PRESSURE "STUD" HOUSING		
RB-20NPH		T-20 NON PRESSURE "STUD" HOUSING		
RB-24NPH		T-24 NON PRESSURE "STUD" HOUSING		
RB020		T-30 NON PRESSURE "STUD" HOUSING		
RB-36NPH		T-36 NON PRESSURE "STUD" HOUSING		
RB-9SCC		T-9 SERVICE PRESSURE HOUSING		
RB-12SCC		T-12 SERVICE PRESSURE HOUSING		
RB-16SCC		T-16 SERVICE PRESSURE HOUSING		
RB-20SCC		T-20 SERVICE PRESSURE HOUSING		
RB-24SCC		T-24 SERVICE PRESSURE HOUSING		
RB042		T-30 SERVICE PRESSURE HOUSING		
RB-36SCC		T-36 SERVICE PRESSURE HOUSING		
RB9CK		T-09 CLAMP KIT (carriage bolts, nuts, clamps)		

Ranger #	OEM #	BRAKE CHAMBER COMPONENTS (Cont)	
RB12CK		T-12 CLAMP KIT (carriage bolts, nuts, clamps)	
RB16CK		T-16 CLAMP KIT (carriage bolts, nuts, clamps)	
RB20CK		T-20 CLAMP KIT (carriage bolts, nuts, clamps)	
RB016		T-24 CLAMP KIT (carriage bolts, nuts, clamps)	
RB053		T-30 CLAMP KIT (carriage bolts, nuts, clamps)	
RB36CK		T-36 CLAMP KIT (carriage bolts, nuts, clamps)	

Ranger #	OEM #	CLEVIS ASSEMBLIES	
RB-30CL		Standard: Clevis Assembly 1/2"x5/8"	
RB-30CL5/8		5/8"x5/8" Clevis Assembly	
RB-30CL1/2		1/2" x 1/2" Forged Clevis Assembly	
RB-1/2PIN		1/2" DIA. PIN FOR CLEVIS	
RB-5/8PIN		5/8" DIA. PIN FOR CLEVIS	

Ranger #	Haldex	AUTO SLACK ADJUSTER: HALDEX STYLE	
RB-10212	400-10212	1 1/2" - 28 Spline 6.0"	
RB-10214	400-10214	1 5/8" - 37 Spline 6.0"	
RB-10216	400-10216	1 1/2" - 10 spline 6.0"	
RB-10304	400-10304	1 1/2" - 28/ spline 5.5"	
RB-10305	400-10305	1 1/2" - 28 Spline 6.0" (35 degree casting angle)	
RB-10144	400-10144	1 1/2" - 28 Spline 6.0" (16 degree casting angle)	
RB-10211	400-10211	1 1/2" - 28 Spline 5.5"	
RB-10215	400-10215	1 1/2" - 10 Spline 5.5"	
RB-10141	400-10141	1 1/2" - 28 Spline 5.5 / 6.5"	
RB-10143	400-10143	1 1/2" - 10 Spline 5.5 / 6.5"	
RB-10142	400-10142	1 1/2" - 10 Spline 5.0 / 6.0"	
RB-10155	400-10155	1 1/2" - 10 Spline 5.5" - KENWORTH 8-BAG (O DEGREE)	
RB-10140	400-10140	1 1/2" - 28 Spline 5.0 / 6.0"	

Ranger #	Bendix#	AUTO SLACK ADJUSTER: BENDIX STYLE	
RB-107158	107158	AUTOMATIC SLACK CLEVIS	
RB-291452	291452	5/8-18 UNF ADAPTER	
RB-292756	292756	1/2-20 UNF ADAPTER	
RB-65167	65167	1 1/4" - 24 spline 5.5"	
RB-65170	65170	1 1/2" - 10 spline 5.5"	
RB-65172	65172	1 1/2" - 10 spline 6.0"	
RB-65174	65174	1 1/2" - 28 spline 5.5"	
RB-65175	65175	1 1/2" - 28 spline 6.0"	
RB-65176	65176	1 1/2" - 28 spline 6.0"	
RB-65177	65177	1 5/8" - 37 Spline 6.0"	
RB-65178	65178	1 5/8- 37 spline - 5.5"	
RB-65169	65169	1 5/8- 37 spline - 6.0"	


Ranger #	Crewson #	AUTO SLACK ADJUSTER: CREWSON NON AUTO	
RB-21102	CI21102	1 1/2"-10 spline 5.5" / 6.5"	
RB-21103	CI21103	1 1/2"-10 spline 5.0" / 6.0"	
RB-22102	CI22102	1 1/2"-28 spline 5.5" / 6.5"	
RB-22103	CI22103	1 1/2"-28 spline 5.0" / 6.0"	
RB-23102	CI23102	1 5/8" - 37 spline 5.5" / 6.5"	
RB-23103	CI23103	1 5/8" - 37 spline 5.0" / 6.0"	
RB-23106	CI23106	1 5/8"-37 spline 6.0"	
RB-24103	CI24103	1 1/4" - 10 spline 5.0" / 6.0"	
RB-25100	CI25100	1 1/4" - 24 spline 5.5"	
RB-25102	CI25102	1 1/4" - 24 spline 5.5" / 6.5"	
RB-25103	CI25103	1 1/4" - 24 spline 5.0" / 6.0"	
RB-22152	CI22152	Curved Arm 1 1/2" - 28 spline 5.5" / 6.5"	
RB-24100	CI24100	1 1/4" - 10 spline 5.5"	
RB-22153	CI22153	Curved Arm 1 1/2"-28 spline 5.0" / 6.0"	
RB-21152	CI21152	(Curved Arm) 1 1/2" - 10 spline 5.5" / 6.5"	
RB-21153	CI21153	(Curved Arm) 1 1/2" - 10 spline 5.0" / 6.0"	
Ranger #	Crewson #	CLEVIS KITS FOR CREWSON AUTO SLACKS	
RB-8420KT	8420KT	5/8 - 18 STRAIGHT	
RB-8410KT	8410KT	1/2 - 20 STRAIGHT	
RB-8415KT	8415KT	1/2 - 20 OFFSET	
RB-8425KT	8425KT	5/8 - 18 OFFSET	
RB-8480KT	8480KT	5/8 - 18 EXT STRAIGHT	
RB-8420KTA	8420KTA	5/8 - 18 AUTO CHECK	
RB-8410KTA	8410KTA	1/2 - 20 STRAIGHT	
RB-8425KTA	8425KTA	5/8 - 18 OFFSET	
RB-8480KTA	8480KTA	5/8 - 18 EXT STRAIGHT AUTO CHECK	
RB-8056KT	8056KT	Pin Kit / Crewson KT Clevis	
RB-8056KTA	8056KTA	Pin Kit / Crewson KTA Clevis	




Ranger #	Meritor	AUTO SLACK ADJUSTER: Rockwell / MERITOR STYLE	
RBR810007	R810007	CLEVIS 1/2-20	
RBR810009	R810019	CLEVIS 5/8-18	
RBR810027	R810027	PIN KIT (2 PINS / 2 COTTER PINS)	
RBR801001	R801001	1 1/4" - 10 SPLINE 5.5" (TYPE 16)	
RBR801002	R801002	1 1/4" - 24 SPLINE 5.5" (TYPE 16)	
RBR801003	R801003	1 1/4" - 24 SPLINE 5.5" (TYPE 16, 20))	
RBR801041	R801041	1 1/2" - 10 SPLINE 5.5" (TYPE 24, 30)	
RBR801042	R801042	1 1/2" - 10 SPLINE 6.0" (TYPE 30)	
RBR801072	R801072	1 1/2" - 28 SPLINE 5.5" (TYPE 20,24,36 DRUM)	
RBR801073	R801073	1 1/2" - 28 SPLINE 5.5" (TYPE 24, 30)	
RBR801074	R801074	1 1/2" - 28 SPLINE 6.0" (TYPE 24, 30)	
RBR801101	R801101	1 5/8" - 37 SPLINE 5.5" (TYPE 24, 30)	
RBR801102	R801102	1 5/8" - 37 SPLINE 6.0" (TYPE 30)	
RBR801079	R801079	1 1/2" - 28 SPLINE 5.5" (TYPE 16, 20)	
RBR802446	R802446	1 1/2" - 28 SPLINE 5.5" TYPE 1 (Type 24 Chamber) Yellow Piston	
RBR802447	R802447	1 1/2" - 28 SPLINE 5.5" TYPE 2 (Type 24 Chamber) Yellow Piston	
















Ranger #	Gunite #	AUTO SLACK ADJUSTER: GUNITE STYLE	
RB-AS3000	AS3000	GUNITE CLEVIS KIT	
RB-AS3019	AS3019	GUNITE CLEVIS KIT	
RB-GN123		51 TEMPLATE (400 PER BAG)	
RBAS3016	AS3016	GUNITE CLEVIS KIT	
RBAS3018	AS3018	GUNITE CLEVIS KIT	
RBAS3019	AS3019	GUNITE CLEVIS KIT	
RBAS3002	AS3002	GUNITE CLEVIS KIT	
RBAS3003	AS3003	GUNITE CLEVIS KIT	
RB-AS4004	AS4004	CLEVIS PIN KIT: 6 PCS .50" PIN, 6 PCS .25" PIN, AND 12 COTTER PINS	
RB1131	AS1131	GUNITE AUTO SLACK 1.5" - 10 SPLINE 5.0"	
RB1132	AS1132	GUNITE AUTO SLACK 1.5" - 10 SPLINE 5.5"	
RB1133	AS1133	GUNITE AUTO SLACK 1.5" - 10 SPLINE 6.0"	
RB1134	AS1134	GUNITE AUTO SLACK 1.5" - 10 SPLINE 6.5"	
RB1139	AS1139	GUNITE AUTO SLACK 1.5" - 28 SPLINE 5.0"	
RB1140	AS1140	GUNITE AUTO SLACK 1.5" - 28 SPLINE 5.5"	
RB1141	AS1141	GUNITE AUTO SLACK 1.5" - 28 SPLINE 6.0"	
RB1142	AS1142	GUNITE AUTO SLACK 1.5" - 28 SPLINE 6.5"	
RB1144	AS1144	GUNITE AUTO SLACK 1 5/8" - 37 SPLINE 6.0"	
RB1138	AS1138	GUNITE AUTO SLACK 1 1/4" - 24 SPLINE 5.5"	
Ranger #	Bendix #	Manual Slack Adjusters	
RB-278323	278323	1 1/2"-10 spline 5,6,7 holes	
RB-278321	278321	1 1/2"-10 spline 5.5", 6.5"	
RB-288282	288282	1 1/2"-28 spline 5,6,7 holes	
RB-288753	288753	1 1/2"-28 spline 5.5", 6.5"	
RB-283411	283411	1 5/8"-37 spline 6.0"	
RB-278302	CA4201	1 1/4" -10 spline 4.5", 5.5"	
RB-278303	CA4200	1 1/4" - 10 spline 5,6,7 holes	
RB-5201	Crewson 5201	1 1/4" - 24 spline 5.5", 6.5"	
Ranger #	Bendix #	GLADHANDS	
RB-11450	275150	Universal Gladhand (Aluminum)	
RB-11451	278524	Emergency (RED) Aluminum	
RB-11452	278850	Service (BLUE) Aluminum	
RB-441019	Sloan: 441019	37 1/2 Deg Bracket Mount G.H.(Emer.Red), 3/8" Ports, Pipe Plug	
RB-441023	Sloan: 441023	37 1/2 Deg Bracket Mount G.H.(Service Blue), 3/8" Ports, Pipe Plug	
RB-035095	Velvac: 035095	SHUT OFF G.H Emergency (RED) 1/4" NPT Port, 1"-14 Mount Stud	
RB-035094	Velvac: 035094	SHUT OFF G.H Service (Blue) 1/4" NPT Port, 1"-14 Mount Stud	
RB035007	35007	Rubber Seal	
RB035005	35005	Gladhand Seal, Rubber, compress style	













RB035009	35009	Gladhand Seal, Red, Polyurethane	
RB035010	35010	Gladhand Seal, Blue, Polyurethane	
RB035070	35070	Glad Grip, a pair (Blue and Red)	












Ranger #	Stemco #	HUB CAPS	
RB-343-4009	343-4009	Alum 6 hole w/ the plug	
RB-340-4975	340-4975	Plastic FRUEHAUF (PROPAR) w/ o-ring	
RB-330-3009	330-3009	Universal Hub Cap Gasket	
RB-359-5990	359-5990	Vent Plug for PL-343-4009 Hub Cap	

Ranger #	Bendix #	AIR DRYERS	
RB-109685	109685	Air Dryer (Replaces Bendix 109865 Out Right/No Core)	
RB-109869		AD-9 Dryer Wiring Harness	
RB-107695		AD-9 Dryer Mounting Brackets	
RB-109994	109994	AD-SP Dryer Cartridge Kit (NEW) WABCO	
RB-107794	107794	AD-9 Dryer Cartridge Kit (NEW)	
RB-104358	104358	AD-4 Dryer Cartridge Kit (NEW)	
RB216560		AD-IP AIR DRYER: (No Mounting Bracket)	
RB5001247		AD-IP MOUNTING BRACKET ONLY	
RB109495		AD-IP HEATER & THERMOSTAT	
RB109871		AD-IP WIRING HARNESS	
RB-800405		PURGE VALVE	





Ranger #	OEM #	AIR VALVES	
RB-18530	18530	D-2 Governor - Range 100-120 psi (Adjustable) All Ports 1/8" NPT	
RB-281923	281923	DV-2 Automatic Drain Valve -Incl. Filter/Adapter for 1/4" NPH Mount	
RB-1000	A1000 Sealco	Emergency Relay Valves (SEALCO) - Supply Port (1) 1/2" NPT, Delivery Ports (4) 1/4" NPT, Control Ports (2) 1/4" NPT, Emergency Supply (1) 1/4" NPT	
RB-110200	110200 Sealco	Emergency Relay Valves (SEALCO) -Ratio Feature	
RB-281865	281865 / 281860	RE-6 Emergency Relay Valve	
RB-30400	KN30400 / A71890 sealco	EMERGENCY RELAY VALVES: Supply Port (1) 3/4" NPT, Delivery Ports (4) 3/8" NPT, Service Port (1) 1/4" NPT, 4.5psi crack pressure	
RB-28510	KN28510	RG-2 Relay Valve - Supply (1) 3/8" NPT / Delivery (1) 1/2" NPT / Service (2) 3/8" NPT / Control (1) 1/4" NPT / 5-6 psi crack pressure	
RB-28500	KN28500	RG-2 Relay Valve - Supply (2) 3/8" NPT / Delivery (2) 3/8" NPT / Control (1) 1/4" NPT / 5-6 psi crack pressure	
RB-28520	KN28520	RG-2 Relay Valve - Supply (2) 1/2" NPT / Delivery (2) 1/2" NPT / Control (1) 1/4" NPT / 5-6 psi crack pressure	
RB-279180	279180 / 280375	R-6 Relay Valve - Supply Port (1) 1/2" NPT Delivery Port (4) 3/8" NPT Service Port (1) 1/4" NPT	

RB-286370	286370 / 286371	R-8 Relay Valve - Supply Ports (2) 3/4" NPT Delivery Ports (2) 1/2" NPT Service Port (1) 1/4" NPT	
Ranger #	OEM #	AIR VALVES CONTINUED	
RB-102626	102626 / 102166	R-12 Relay Valve - Supply Port (1) 1/2" NPT Delivery Ports (4) 1/2" NPT Service Port (1) 1/4" NPT 4 psi crack pressure	
RB-103009	103009	R-12H Relay Valve - Supply Port (2) 3/4" NPT Delivery Ports (2) 1/2" NPT Service Port (1) 1/4" NPT 4 psi crack pressure	
RB-103028	103028	R-14 Relay Valve - Supply Port (1) 1/2" NPT, Delivery Ports (4) 1/2" NPT, Service Ports (1) 1/4" NPT, Balance Port (1) 1/8" NPT, 4 psi crack pressure	
RB-103010	103010	R-14H Relay Valve - Supply (2), 3/4" NPT, Delivery (2) 1/2" NPT, Service (1) 1/4" NPT, Balance (1) 1/8" NPT, 4 psi crack pressure	
RB-65145	65145	BP-R1 Bobtail / Brk A/M (NEW)	
RB-277863	277863	E-3 Foot Valve - Supply (2) 1/2" NPT, Aux. Supply (2) 1/4" NPT, Delivery (4) 1/2" NPT	
RB-286171	286171	E-6 Foot Valve - Supply (4) 3/8" NPT, Delivery (4) 3/8" NPT	
RB-284760	284760	E-7 Brake Valve - Firewall Mtd (Ford), Dual Circuit Valve	
RB-28600	KN28600	FF-2 Full Function Trailer Valve - Supply (1) 3/8" NPT, Control (1) 1/4" NPT, Reservoir (1) 3/4" NPT, Service (4) 3/8" NPT, Emergency (2) 3/8" NPT, 3 psi crack pressure, 1/2" NPT Res. Port	
RB-28601	KN28601	FF-2 Full Function Trailer Valve -	
RB-26000	KN26000 / 110191	RT-4 Multi-function Trailer Valve - Supply (2) 3/8" NPT, Delivery (4) 3/8" NPT, Control (1) 3/8" NPT, Reservoir (1) 1/2" NPT, Reservoir (1) 3/8" NPT, 55 psi closing pressure	
RB-286364	286364	SR-1 Spring Brake Valve - All Port 1/4" NPT, Back Mounted 90-95 psi limited pressure	
RB-287376	287376	SR-2 Spring Brake Valve - Supply, Trailer port (1) 1/4" NPT, Delivery (4) 3/8" NPT, Reservoir (2) 1/4" NPT, Reservoir Port (1) 3/4" NPT, Exhaust Port (1) 3/8" NPT	
RB-103061	103061	SR-2 Spring Brake Valve - 1/2" NPT S.B. Res. Port	
RB-101112	101112	SR-4 Spring Brake Valve - Supply, Trailer Port 91) 1/4" NPT Service, Trailer Port 91) 1/4" NPT Delivery Ports (4) 3/8" NPT Reservoir (1) 3/4" NPT Reservoir (1) 1/4" NPT Exhaust Port (1) 3/8" NPT	
RB-065437	065437 Bendix	SR-5 Spring Brake Valve - Spring Brake Valve, 3/4" NPT S. B. Res. Port	
RB-279000	279000	TP-3 Tractor Protection Valve - Service, Tractor (1) 3/8" NPT Service, Trailer (1) 1/2" NPT Emerg. Tractor (1) 1/4" NPT	


RB-284142	284142	ST-3 Safety Valve - 150 psi crack pressure	
RB-101437	101437/KN20615	MV-2 Manifold Dash Valve - Dash Control 1 piece	
Ranger #	OEM #	AIR VALVES CONTINUED	
RB-65157	65157 / 800516	MV-3 Manifold Dash Valve - MV-3 Dash Control combination PP-1 and PP-7	
RB-290655	290655	PP-1 Push Pull (KNOB) (RED) w/ pin	
RB-248433	248433	PP-1 Push Pull (KNOB) (YELLOW) w/ pin	
RB-290655	290655	PP-7 Push Pull (KNOB) (RED)	
RB-276566	276566 / 275175	PP-1 Push Pull Valve - Supply Port (1) 1/8" NPT Delivery Ports (2) 1/8" NPT Exhaust Port (1) 1/8" NPT 40 psi release	
RB-276462	276462	PP-2 Push Pull Valve - Supply Port (1) 1/8" NPT Delivery Ports (2) 1/8" NPT Brake Valve Port (1) 1/8" NPT 40 psi release	
RB-288746	288746	PP-3 Push Pull Valve - Supply (1) 1/8" NPT Delivery (1) 1/4" NPT Exhaust (1) 1/4" NPT with AUTOMATIC TRIPPER	
RB-288239	288239 / 288721	PP-7 Push Pull Valve - Supply (1) 1/8" NPT Delivery (1) 1/8" NPT Control Port (1) 1/8" NPT 40 psi release	
RB-288241	288241 / 106113	PP-7 Push Pull Valve - Supply (1) 1/8" NPT Delivery (1) 1/4" NPT Control Port (1) 1/8" NPT Exhaust Port (1) 1/4" NPT 40 psi release	
RB-287238	287238	PP-8 Push Pull Valve - Supply (1) 1/8" NPT Delivery (2) 1/8" NPT Exhaust (1) 1/8" NPT 20 psi release	
RB-229635	229635 / 229617	TW-1 Control Valve - Supply Port (1) 1/8" NPT Delivery Ports (2) 1/8" NPT	
RB-14651R	14651	TW-1 Control Valve (EATON/FULLER) - Supply Port (1) 1/8" NPT Delivery Ports (2) 1/8" NPT	
RB-16859	16859	Countershaft Brake Valve (EATON/FULLER) - All Port 1/8" NPT	
RB-A4041R	A4041	Air Shift Valve (EATON/FULLER) - Inlet Port (1) 1/4" NPT Outlet Port (1) 1/4" NPT	









Ranger #	OEM #	AIR VALVES CONTINUED	
RB-A3546	A3546	Transmission Valve (EATON/FULLER) - Inlet port (1) 1/8" NPT Outlet port (1) 1/8" NPT	
RB-19974	19974	Transmission Valve (EATON/FULLER) - Direct replacement for 15512	
RB-A4487	A4487	Transmission Selector Valve (EATON/FULLER) - All Ports 1/16" NPT	
RB-A4490	A4490	Transmission Selector Valve (EATON/FULLER) - All Ports 1/16" NPT	
RB-A4491	A4491	Transmission Selector Valve (EATON/FULLER) - All Ports 1/16" NPT	
RB-A6918	A6918	Transmission Selector Valve (EATON/FULLER)	
RB-A6913	A6913	Transmission Selector Valve (EATON/FULLER)	
RB-A6909	A6909	Transmission Selector Valve (EATON/FULLER)	
RB-A6915	A6915	Transmission Selector Valve (EATON/FULLER)	
RB-A6910	A6910	Transmission Selector Valve (EATON/FULLER)	
RB-A4688	A4688	Slave Valve (EATON/FULLER) - Supply Ports (2) 1/8" NPT Delivery Ports (1) 1/8" NPT Control Port (1) 1/8" NPT	
RB-A5000	A5000	Slave Valve (EATON/FULLER) - Supply (2) 1/8" NPT, Delivery (3) 1/8" NPT, Control (1) 1/8" NPT	
RB-228600	228600	SL-4 Stoplight Switch - 1/4" NPT Normally open (0 psi) closes at 5 psi	
RB-6997324	Cummins	Solenoid Valve - Direct Replacement for Cummins, 24 Volt, Cum:3035344,Cum:BM-69973-24	
RB-6997312	Cummins	Solenoid Valve - Direct Replacement For Cummins, 12 Volt, Cum:3035342, Cum:BM-6997312	
RB-28237	KN68237	Solenoid Valve - 24 Volt, Supply (1) 1/4" NPT, Delivery (1) 1/4" NPT	
RB-228750	228750	LP-3 Low Pressure Switch - 1/4" NPT double terminal normally closed (0 psi) opens at 60 psi	
RB-279416	279416	LP-3 Low Pressure Switch - 1/4" NPT Single terminal normally open (0 psi) closes at 60 psi	
RB-229859	229859	QR-1 Valve - Supply (1) 3/8" NPT, Delivery (2) 3/8" NPT	
RB-229860	229860	QR-1 Valve - Supply (1) 1/2" NPT, Delivery (2) 3/8" NPT	
RB-289714	289714	QR1C Valve - Supply (1) 1/4" NPT, Delivery (2) 3/8" NPT, Balance (1) 1/4" NPT	
RB-289182	289182	QR1C Valve - Supply (1) 1/4" NPT, Delivery (2) 3/8" NPT, Balance (1) 1/4" NPT	
RB-289144	289144	LQ-4 Front Axle Ratio Valve - Supply (1) 3/8" NPT, Delivery (1) 3/8"NPT, 60 psi equilizing pressure	
RB-23010	800375 / KN23010	SC-1 Check Valve - Male Port (1) 3/8 NPT, Female Port (1) 3.8" NPT	
RB-23000	227788 / 227717	SC-1 Check Valve - Male Port (1) 1/2" NPT, Female Port (1) 1/2" NPT	
RB-227870	227870	SC-3 Check Valve	
RB-278614	278614	DC-4 Double Check Valve: All Ports 3/8" NPT - All Ports 3/8" NPT	
RB-90054007	90054007	NEWAY Height control Leveling Valve - Height Control Valve: All Port 1/8" NPT includes fittings, 6 second delay	


RB-27000	KN27000	Midland Height control Leveling Valve - Height Control: All ports 1/4", 4 sec delay	
----------	---------	---	--


Ranger #	OEM #	AIR VALVES CONTINUED	
RB-31070	KN31070	Air Regulating Valve	
RB-110170	110170	Spring Brake Control Valve	
RB-110171	110171	Spring Brake Control Valve	
RB-110191	110191	Spring Brake Control Valve	
RB-110197	110197	Service Relay Valves	
RB-110205	110205	Relay Emergency Valves	
RB-110380	110380	Service Relay Valves (4 Delivery Ports)	
RB-110570	110570	Control Line Valves	
RB-110415	110415	Control Line Valve	
RB-032082	32082	(Drainvalve) Pull Valve for Air Tank, w/ 5ft Cable	


Ranger #	Industry #	UNIVERSAL JOINTS	
PL279X	279X	U-Joint 1610	
RB280XR	280 XR	U-Joint 1710	
RB281X	281X	U-Joint 1810	
RB469X	469X	U-Joint 1760 1/2 Round	
RB675X	675X	U-joint 1710 1/2 Round w/ straps	
RB676X	676X	U-joint 1810 1/2 Round w/ straps	
RB5510	5510	U-Joint	
RB5160X	5160X	1410 U-Joint	
RB5170X	5170X	1000 / P.T.O. U-Joint	
RB5407	5407	U-Joint	
RB5155X	5155X	1500 U-Joint	
RB677X	5677X	1760 Series U-Joint	
RB5438	5438	U-Joint	
RB5515	5515	U-Joint	

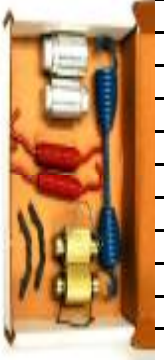


Ranger #	Industry #	SECUREX STYLE WHEEL NUTS	
RB39631	39631	(9/16"-18) 7/8 A/F, 11/16" high, bell washer, flangette hex	
RB39514	39514	(M22X1.5) 38.1 mm A/F, 34.9 mm high, bell washer	
RB39635	39635	(7/8"-14) 1 5/16" A/F, 7/8" high, flat washer, sht strgt hex, bus	
RB39669	39669	(7/8"-14) 1 5/16" A/F, 11/16" high, hi washer, sht strgt hex, bus	
RB39701	39701	(M22X1.5) 27 mm high, flat washer, flangette hex	
RB39708	39708	(M20X1.5) 30mm A/F, 27mm high, flat washer, flangette, steel wheel	
RB39724	39724	(M20X1.5) 30 mm A/F, 27mm high, high washer, flangette, steel wheel	
RB39874	39874	(M22X1.5) 27 mm high, flat washer, straight hex	
RB39937	39937	(9/16"-18) 11/16" A/F, 11/16" high, bell washer, straight hex	
RB39135	39135	(M22x1.5) 31mm high, flat washer, flangette hex	

RB29197	29197	DECOREX Decorative Nut: Fits Std M22 X 1.5 Applications	
Ranger #	EUCLID	INNER-OUTER NUTS / WHEEL ATTACHING PARTS	
RB6034	E6034	WHEEL STUD: CROSSES EUCLID E6034, BATCO 13-1572	
RB6035	E6035	WHEEL STUD: CROSSES EUCLID E6035, BATCO 13-1571	
RB5977L	E5977L	OUTER NUT: CROSSES E5977L, BATCO 13-3012R/L	
RB5977R	E5977R	OUTER NUT: CROSSES E5977R, BATCO 13-3012R/L	
RB5988L	E5988L	INNER CAP NUT: CROSSES EUCLID E-5988L, BATCO 13-3026L	
RB5988R	E5988R	INNER CAP NUT: CROSSES EUCLID E-5988R, BATCO 13-3026R	
RB7895L	E7895L	INNER CAP NUT: CROSSES EUCLID E7895L, BATCO 13-3005R/L	
RB7895R	E7895R	INNER CAP NUT: CROSSES EUCLID E7895R, BATCO 13-3005R/L	
RB7896L	E7896L	INNER NUT FOR STEEL AND ALUM OUTER WHEELS	
RB7896R	E7896R	INNER NUT FOR STEEL AND ALUM OUTER WHEELS	
RB7897L	E7897L	INNER NUT: CROSSES EUCLID E-7896L, BATCO 13-3029R/L	
RB7897R	E7897R	INNER NUT: CROSSES EUCLID E7896R, BATCO 13-3029R/L	
Ranger #	Haldex #	ALCOHOL EVAPORATOR	
RB-A72420	A72420	Alcohol Evaporator/ 1/2" NPTF Ports/ Holds 40 OZ of Methyl Alcohol	
Ranger #	Industry #	AIR HOSE ASSEMBLIES	
RB-451036N	Sloan 451036 MID 11952 Velvac 022025 Phillips11-315 Set	(15') Air Hose Assembly (1) Red/ (1) Blue, 2-12 Lead, 1/2" Lead O.D., Fitting Size 1/2"	
RB022005		15' Air Hose w/ one 40' lead & one 12' lead 'RED' emer. only	
RB022008		15' Air Hose w/ one 40' lead & one 12' lead 'BLUE' emer. only	
RB022001		15' KIT WITH RED & BLUE	
Ranger #	Vevac/Philips	Electrical Components	
RB590160	590160	Coiled Electrical Cord, ABS (1x8 / 2x10 / 4x12), 12 ft, w/ 12 in lead, w/ plugs, Green	
RB590161	590161	Coiled Electrical Cord, ABS (1x8 / 2x10 / 4x12), 15 ft, w/ 12 in lead, w/ plugs, Green)	
RB590154	590154	Coiled Elec Cable, Econ, 12ft / 12" lead, w/plugs, black	
RB590155	590155	Coiled Elec Cable, Econ, 15ft / 12" lead, w/plugs, black	
RB-15400	15-400	4-Way Electrical Socket (Female)	
RB-15430	15-430	4-Way Electrical Plug (Male)	
RB-15600	15-600	6-Way Electrical Socket (Female)	
RB-15630	15-630	6-Way Electrical Plug (Male)	
RB-15720	15-720	7-Way Electrical Socket (Female)	
RB-15730	15-730	7-Way Electrical Plug (Male)	

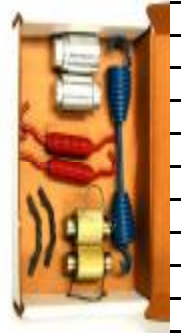
Ranger #		MUD FLAPS & ACCESSORIES	
RB24X24R	Chevron Style	MUD FLAPS: 24" X 24", 100% RUBBER, 1/4" THICK	
RB24X30R	Chevron Style	MUD FLAPS: 24" X 30", 100% RUBBER, 1/4" THICK	
RB24X36R	Chevron Style	MUD FLAPS: 24" X 36", 100% RUBBER, 1/4" THICK	
RBA25P	034-00426	MUD FLAP HANGER: RIGHT ANGLE, SINGLE ARM	
RBA35P	034-00433	MUD FLAP HANGER: SHORTIE RIGHT ANGLE, SINGLE ARM	
RBB23P	031-00123	MUD FLAP HANGER: SQUARE TRIPLE COIL, SET	
RBB25P	031-00125	MUD FLAP HANGER: RIGHT ANGLE, SET	
RBB35P	031-00135	MUD FLAP HANGER: SHORTIE RIGHT ANGLE, SET	

Ranger #	WEBB	WHEEL HUBS	
RB1631ABS		(10 Hole) Bolt Circle: 11 1/4"	
RB10019N	10019N™	10 Hole (Shoulder Studs) Bolt Circ: 11 1/4" / Pilot Diam: 9 7/16"	
RB12213N	12213N™	10 Hole (Shoulder Studs) Bolt Circ: 11 1/4" / Pilot Diam: 9 7/16"	
RB1320ZN	1320ZN™	10 Hole (Serrated Studs) Bolt Circ: 11 1/4" / Pilot Diam: 8 17/32"	
RB10519N	10519N™	10 Hole (Shoulder Studs) Bolt Circ: 8 3/4" / Pilot Diam: 7 1/8"	
RB10209N	10209N™	10 Hole (Serrated Studs) Bolt Circ: 11 1/4" / Pilot Diam: 8 17/32"	
RB20231-0	20231-0™	10 Hole (Serrated Studs) Bolt Circ: 11 1/4" / Pilot Diam: 8 3/4"	
RB20231-0ABS	20231-0™	(Serrated Studs w/ ABS Ring) Bolt Circ: 11 1/4" / Pilot Diam: 8 3/4"	
RB2027	2027/1052PA	NEW: 2027 ASSEMBLY WITH CUPS ONLY	

Ranger #	TRAMEC	AIR BRAKE HOSE ASSEMBLIES (GENUINE)	
RB31002-018	31002-018	Hose assembly, 3/8" Hose, 3/8" Ends, 18" Long,	
RB31002-020	31002-020	Hose assembly, 3/8" Hose, 3/8" Ends, 20" Long,	
RB31002-024	31002-024	Hose assembly, 3/8" Hose, 3/8" Ends, 24" Long,	
RB31002-030	31002-030	Hose assembly, 3/8" Hose, 3/8" Ends, 30" Long,	
RBL31002-036	31002-036	Hose assembly, 3/8" Hose, 3/8" Ends, 36" Long,	
RB31002-048	31002-048	Hose assembly, 3/8" Hose, 3/8" Ends, 48" Long,	
RB31002-060	31002-060	Hose assembly, 3/8" Hose, 3/8" Ends, 60" Long,	
RB31002-072	31002-072	Hose assembly, 3/8" Hose, 3/8" Ends, 72" Long,	
RB31005-018	31005-018	Hose assembly, 3/8" Hose, 1/2" Ends, 18" Long,	
RB31005-020	31005-020	Hose assembly, 3/8" Hose, 1/2" Ends, 20" Long,	
RB31005-024	31005-024	Hose assembly, 3/8" Hose, 1/2" Ends, 24" Long,	
RB31005-030	31005-030	Hose assembly, 3/8" Hose, 1/2" Ends, 30" Long,	
RB31005-036	31005-036	Hose assembly, 3/8" Hose, 1/2" Ends, 36" Long,	
RB31005-048	31005-048	Hose assembly, 3/8" Hose, 1/2" Ends, 48" Long,	
RB31005-060	31005-060	Hose assembly, 3/8" Hose, 1/2" Ends, 60" Long,	
RB31005-072	31005-072	Hose assembly, 3/8" Hose, 1/2" Ends, 72" Long,	

Ranger #	EUCLID / SIRCO	BRAKE HARDWARE KIT (OEM MADE IN THE USA)	
RBK1225D	E-2030HD /	Spicer Dana & Std. Forge 12.25" Kit for Cast Shoes HD	
RBK1225D-50		Spicer Dana 12.25" Complete Brake Hardware Kit	
RBK1225D-51	E-3373HD / LB-2	Spicer Dana 12.25" Kit for Fabricated Shoes old style camshafts	
RBK1225D-52	E-9281 / LB-9	Spicer Dana 12.25" Kit for Fabricated Shoes old style camshafts	
RBK1225D-88	E-10679	Spicer Dana & Std. Forge 12.25" Kit for Cast Shoes Short Brake Hardware Kit	
RBK1225DU	E-3782 / LB-6	Spicer Dana 12.25" U Brake New Style	
RBK1225DU-53	E-5306 / LB-7	Spicer Dana 12.25" U Brake Old Style	
RBK1225DU-54	E-9283 / LB-8	Spicer Dana 12.25" U Brake New Style with Oversize Rollers	
RBK1225DX	E-10875	Dexter 12.25" PQ Brake Kit	
RBK1225E	E-2126 / LB-4	Eaton 12.25" Single Anchor Pin Kit	
RBK1225F	E-2286 / LB-5	Fruehauf Pro-Par 12.25" Brake Hardware Kit	
RBK1225Q	E-3484 / LB-3	Rockwell 12.25" Q Brake Hardware Kit	
RBK1225SF	E-2402HD / LB-1	Standard Forge 12.25" Fabricated Shoes	
RBK1225SF-55	E-2403HD	Conversion Kit - Spicer Dana 12.25" Cast to Fabricated Shoes	
RBK1308E	E-5139 / EF-1	15" Eaton Front Axle EB & ES Series	
RBK1308Q	E-3869 / RF-3	Rockwell 15" Front Axle Q Brakes	
RBK1308Q-88	E-7899 / RF-3A	Rockwell 15" Front Axle Q Brakes	
RBK1308T	E-4691 / RF-1ARK	Rockwell 15" T Series Types 1 & 2	
RBK1308T-88	E-6879 / RF-2RK	Rockwell 15" T Series Types 1 & 2 Short Kit	
RBK1500B	E-7231	Bendix 15" Steer Axle	
RBK1535W	E-2740	Wagner 15" X 3.5"	
RBK1540W	E-3291	Wagner 15" X 4"	
RBK1657B	E-7237	Bendix 16.5" Truck	
RBK1657QFL	E-9070 / MF-3	Mack with Rockwell 16.5" Q Front Brake FL Series Hardware Kit	
RBK1657QM	E9644 / MF-2	Mack with Rockwell 16.5 Q Front Brake	
RBK1800E	E-2821 / EK-2	Eaton 18" Single Anchor Pin Brake - Cast Shoes	
RBK4311E	E-1887AHD / EK-1HD	Eaton 16.5" Single Anchor Pin Brake Hardware Kit with Heavy Duty Return Spring	
RBK4311EHM	E-3801 / EK-3	Eaton 16.5" Single Anchor Pin Brake Ford High Mount	
RBK4471B1		Meritor 18" with Old style cast shoes	
RBK4471B2		Meritor 18" with New style cast shoes	
RBK4515F		Same as HK4515F-1 with 8.375" Heavy Duty Return Spring	
RBK4515F-1	E-3710S / XK-3	Fruehauf 16.5" XEM 3rd Generation with Standard Return Spring Brake Hardware Kit	
RBK4515F-3	E-3701HD / XK-3HD	Same as HK4515F-1 with 8.375" Heavy Duty Return Spring	
RBK4515F-56	KIT-5	Fruehauf Propar 16.5" XEM Brake Early Model Standard Return Spring	
RBK4515F-57	E-4880S / XK-1	Fruehauf Propar 16.5" XEM Brake Early Model Heavy Duty Return Spring	
RBK4515F-58	E-4880SHD / XK-1HD	Fruehauf Propar 16.5" XEM Brake Early Model Heavy Duty Return Spring	
RBK4515P	E-1816HD / TK-4HD	Universal Kit for 16.5" Free Floating Anchor Pin Heavy Duty Return Spring	
RBK4515P-1	E-1816S / TK-4	Universal Kit for 16.5" Free Floating Anchor Pin Standard Return Spring	
RBK4515P-60	KIT-4S / TK-1	Rockwell 16.5" P Style and Early Standard Forge Standard Spr	
RBK4515P-63	KIT-4HD / TK-1HD	Rockwell 16.5" P Style and Early Standard Forge Oversize	
RBK4515Q-1	E-2769S / QK-1	4515Q Complete with Standard 8.375" Return Spring & Std CR Retainer	
RBK4515Q-13		4515Q Complete with Standard Return Spring Std CR Retainer	
RBK4515Q-14	E-2769SR / QK-1	4515Q Complete with Standard Return Spring OEM CR Retainer	
RBK4515Q-2		4515Q Complete with Heavy Duty 8" Return Spring Std CR Retainer	
RBK4515Q-3 / RBK4707Q	E-2769HD / QK-1HD	4515Q Complete with Heavy Duty 8.375" Return Spring Std CR Retainer	
RBK4515Q-34	E-2769SHDR / QK-1HD	Same as HK4515Q-3 with OE Style Cam Roller Retainer	



Ranger #	EUCLID / SIRCO	BRAKE HARDWARE KIT (OEM MADE IN THE USA)	
RBK4515Q-813		HK4515Q-1 less Bushings with STD Return Spring	
RBK4515Q-814	E-6999SR / QK-8	HK4515Q-1 less Bushings with STD Return Spring & OE Style Retainer	
RBK4515Q-833		HK4515Q-3 less Bushings with Heavy Duty 8.375" Return Spring & Std CR Retainer	
RBK4515Q-834	E-6999SHRD / QK-8HD	HK4515Q-3 less Bushings with Heavy Duty 8.375" Return Spring & OE Style CR Retainer	
RBK4515Q-8813		HK4515Q-813 less Anchor Pins	
RBK4515Q-8814	E-3895SR / QK-2HD	HK4515Q-814 less Anchor Pins	
RBK4515Q-8833		HK4515Q-833 less Anchor Pins	
RBK4515Q-8834	E-3895SHDR / QK-2HD	HK4515Q-834 less Anchor Pins	
RBK4515Q-83	E-6999SHD / QK-1A	HK4515Q-3 less bushings	
RBK4515Q-81	E-6999S / QK-8A	HK4515Q-83 with Std. Return Spring	
RBK4515Q-82		HK4515Q-83 with 8" H.D. Return Spring	
RBK4515Q-881	E-3895S / QK-2	HK4515Q-883 with Std. Return Spring	
RBK4515Q-883	E-3895SHD / QK-2HD	HK4515Q-3 less Anchor Pins and Bushing	
RBK4515QM		Mack with Rockwell 16.5 Q Front Brake	
RBK4515XL	E-5515 / XL-1	Spicer 16.5" XL Xtra-Life Brake	
RBK4702Q	E-9064 / RF-5	Rockwell Front Axle Brake Hardware Kit Q Plug	
RBK4708EF	E-8923	16.5" Eaton Retrofit from Fruehauf to Eaton ES	
RBK4708EQ	E-8925	16.5" Eaton Retrofit from Rockwell to Eaton ES	
RBK4709E	E-5481A / ES-1	Eaton ES Extended Service Brake Hardware Kit first generation 4709 Shoes	
RBK4709E-12	E-10244 / ES-2	Eaton ES Extended Service Brake Hardware Kit second generation 4709 Shoes	
RBK4709E-38		Combination Brake Hardware kit for both 4709 first and second generation Shoes	
RBK4716E	E-9141 / ES-3	Eaton 15" X 6" ES Reduced Envelope Front Axle	
RBK4717E	E-9039 / ES-4	15" Eaton ES Reduced Envelope Drive Axle	
RBK4719E	E-10760	Eaton 15" X 6" ES Reduced Envelope Front Axle	




RANGER #	AIR SPRINGS (CROSS REFERENCE)	
RB8050	BWP M-3510, DAYTON 10-98050, EUCLID E-FS8050, FIRESTONE 8050, GOODYEAR 1R14-039, HENDRICKSON B-4771	
RB8091	E-FS8091	
RB8709	BWP M-3560, DAYTON 10-98709, EUCLID E-FS8709, FIRESTONE 8709, GOODYEAR 1R13-159, HENDRICKSON S-21800	
RB9069	BWP M-3512, DAYTON 10-99069, EUCLID E-FS9069, FIRESTONE 9069, GOODYEAR 1R12-069	
RB9082	BWP M-3513, DAYTON 10-99082, EUCLID E-FS9082, FIRESTONE 9082, GOODYEAR 1R12-092, NEWAY 90557006, REYCO 12882-01	
RB9101	E-FS9101	
RB9265	BWP M-3524, DAYTON 10-99265, EUCLID E-FS9265, FIRESTONE 9265, GOODYEAR 1R12-375, HENDRICKSON C0124	
RB9270	BWP M-3542, DAYTON 10-99270, EUCLID E-FS9270, FIRESTONE 9270, GOODYEAR 1R13-119, HENDRICKSON S-20010	
RB9422	BWP M-3525, DAYTON 10-99422, EUCLID E-FS9422, FIRESTONE 9422, GOODYEAR R11-028	
RB9580	BWP M-3564, DAYTON 10-99580, EUCLID E-FS9580, FIRESTONE 9580, GOODYEAR 1R13-118 HENDRICKSON S-2017	
RB9640	W013589640	
RB9648	1R12-538	
RB9780	BWP M-3550, DAYTON 10-99780, EUCLID E-FS9780, FIRESTONE 9780, GOODYEAR 1R12-303	
RB9781	DAYTON 10-99781, EUCLID E-FS9781, FIRESTONE 9781, GOODYEAR 1R12-603	
RB8204 NEW	W01-358-8204, 1R12-522/1R12508, 91012P484, 8484	
RB9295 NEW	W01-358-9295, 1R12-522/ 1R12508, M-3544, 8417, 99K15P417	
RB9293 NEW	W01-358-9293, 1R10-120/1R11912, M-3543, 8424, 99K15P424	
RB8829 NEW	W01-358-8829	




RANGER # CROSS BOXED BRAKE SHOE KIT

RWK4311E220	EATON	20,000 LB, 16.5" X 7" REAR, W/ PK4311E HARDWARE KIT	
RWK4311E440	EATON	23,000 LB, 16.5" X 7" REAR, W/ PK4311E HARDWARE KIT	
RWK4311E880	EATON	23,000 LB SEVERE, 16.5" X 7" REAR, W/ PK4311E HARDWARE KIT	
RWK4515F220	FRUEHAUF XEM3	20,000 LB, 16.5" X 7" REAR, W/ PK4515F-3 HARDWARE KIT	
RWK4515F440	FRUEHAUF XEM3	23,000 LB, 16.5" X 7" REAR, W/ PK4515F-3 HARDWARE KIT	
RWK4515F880	FRUEHAUF XEM3	23,000 LB SEVERE, 16.5" X 7" REAR, W/ PK4515F-3 HARDWARE KIT	
RWK4515Q220	MACK / MERITOR Q	20,000 LB, 16.5" X 7" REAR, W/ PK4515Q-3 HARDWARE KIT	
RWK4515Q440	MACK / MERITOR Q	23,000 LB, 16.5" X 7" REAR, W/ PK4515Q-3 HARDWARE KIT	
RWK4515Q880	MACK / MERITOR Q	23,000 LB SEVERE, 16.5" X 7" REAR, W/ PK4515Q-3 HARDWARE KIT	
RWK4707Q220	MERITOR Q PLUS	20,000 LB, 16.5" X 7" REAR, W/ PK4515Q-3 HARDWARE KIT	
RWK4707Q440	MERITOR Q PLUS	23,000 LB, 16.5" X 7" REAR, W/ PK4515Q-3 HARDWARE KIT	
RWK4707Q880	MERITOR Q PLUS	23,000 LB SEVERE, 16.5" X 7" REAR, W/ PK4515Q-3 HARDWARE KIT	
RWK4709E220	EATON ES II	20,000 LB, 16.5" X 7" REAR, W/ PK4709E-12 HARDWARE KIT	
RWK4709E440	EATON ES II	23,000 LB, 16.5" X 7" REAR, W/ PK4709E-12 HARDWARE KIT	
RWK4709E880	EATON ES II	23,000 LB SEVERE, 16.5" X 7" REAR, W/ PK4709E-12 HARDWARE KIT	


RANGER # CROSS AIR DISC BRAKE PADS

RBD-1203-01	5013257	AIR DISC PAD - SB7, SN7	
RBD-1369-01	802078,K070796	AIR DISC PAD - ADB22X, SK7	
RBD-1310-01	324558/N5082060	AIR DISC PAD - LUCAS D-ELSA2	
RBD-1311-01	222F2476,2252H2C	AIR DISC PAD - EX225-H2 (LARGE RADIUS)	
RBD-1312-01	68932068NZP	AIR DISC PAD - D-LISA	
RBD-1323-01	2252H3BE/CE	AIR DISC PAD EX225-H3 (SMALL RADIUS)	
RBD-1370-01	2252 L2 CD	AIR DISC PAD EX225-L2, (STD DUTY)	
RBD--1407-01	58325023,MPD5110	AIR DISC PAD - D-ELSA1, D3	
RBD-1438-01	12999737VT	AIR DISC PAD - PAN19	
RBD-1518-01	2611- 12999703VT	AIR DISC PAD - PAN17	
RBD-1777-01		PAN 22	

RANGER # CROSS AIR DISC BRAKES (SERVICE CHAMBERS)

RBSC16.D	K028226	TYPE 16 ADB SVC (16SCLD2H / 1617-CS16LH/ SC16D)	
RBSC18.D	K028022	TYPE 18 ADB SVC (18SCLD2H)	
RBSC20.D	K028225	TYPE 20 ADB SVC (20SCLD2H / 1621-CS20L/ SC20D)	
RBSC20L.D		TYPE 20 Longstroke (3") ADB SVC (20SCLDH3H)	
RBSC24.D	K028252	TYPE 24 ADB SVC (24SCLD2H / 1427-CS24L/ SC24D)	

RANGER # CROSS AIR DISC BRAKES (ADB) COMPLETE CHAMBERS

RB1624.D	K042457	TYPE 1624 ADB (1624TLD2, 3419-TR1724LTH, GC1624D)	
RB1824.D	5020489	TYPE 1824 ADB (803154, K043329/K026451, 1824TLD2, 3419-TR1724LTH, K026129, K026338, K043329/K026451, K026127, K026336, K043329/K026451 K026128, K026337, K043329/K026451	
RB2024.D	K041960	TYPE 2024 ADB (2024TLD2, GC2024D/LC2024D)	
RB2430.D	K043270	TYPE 2430ADB (2430TLD2,3428-TR2430LT,GC2430D/LC2430D)	

RANGER #**WELDED CLEVIS CHAMBERS
(SERVICE CHAMBERS)**

BSC16WC-2.25 (STD)	TYPE 16 WELDED CLEVIS (2.25 Stroke) REF: 16SCNW1
BSC16LSWC-2.25 (LONG)	TYPE 16 WELDED CLEVIS (2.5" STROKE) REF: SC16LCW
BSC20LSWC-2.25 (STD)	TYPE 20 WELDED CLEVIS (2.5" STROKE) REF: SC20LCW
BSC24WC-2.25 (STD)	TYPE 24 WELDED CLEVIS (2.5" STROKE) REF: K058691
BSC24LSWC-2.25 (LONG)	TYPE 24 WELDED CLEVIS (3.0" STROKE) REF: SC24XLCW
BSC30WC-2.25 (STD)	TYPE 30 WELDED CLEVIS (2.5" STROKE) REF: SC30CW
BSC30LSWC-2.25 (LONG)	TYPE 30 WELDED CLEVIS (3.0" STROKE) REF: SC30LCW
BSC36WC-2.25 (LONG)	TYPE 36 WELDED CLEVIS (3.0" STROKE) 36SCLW3

**RANGER #****WELDED CLEVIS CHAMBERS
COMPLETE CHAMBERS**

BTS3030WC-2.25 (STD)	TYPE 3030 WELDED CLEVIS (2.5 Stroke) REF:GC3030CW
BTS3030LSWC-2.25 (LONG)	TYPE 3030 WELDED CLEVIS (3" STROKE) REF:GC3030LCW
BTS3030WCP58-2.87 (STD)	TYPE 3030 WELDED CLEVIS (2.5 Stroke) REF:GC3030S6CW
BTS3030LSWCP58-2.87 (LONG)	TYPE 3030 WELDED CLEVIS (3" STROKE) REF:GC3030LS6CW
BTS3030WC-3.06 (STD)	TYPE 3030 WELDED CLEVIS (2.5 Stroke) REF: 3430955
BTS3030LSWC-3.06 (LONG)	TYPE 3030 WELDED CLEVIS (3" STROKE) REF: 3230955
BTS3030WC-4.20 (STD)	TYPE 3030 WELDED CLEVIS (2.5 Stroke) REF: 3430952
BTS3030LSWC-4.20 (LONG)	TYPE 3030 WELDED CLEVIS (3" STROKE) REF: 3233953
BTS3030WC-6.80 (STD)	TYPE 3030 WELDED CLEVIS (2.5" STROKE) REF:GC3030S5CW
BTS3030LSWC-6.80 (LONG)	TYPE 3030 WELDED CLEVIS (3" STROKE) REF:GC3030LS5CW
BTS3030WC-11.10 (STD)	TYPE 3030 WELDED CLEVIS (2.5 Stroke) REF:GC3030S4CW
BTS3030LSWC-11.10 (LONG)	TYPE 3030 WELDED CLEVIS (3" STROKE) REF:GC3030LS4CW
BTS3036LSWC-2.25 (LONG)	TYPE 3036 WELDED CLEVIS (3" STROKE) REF:GC3036LCW

